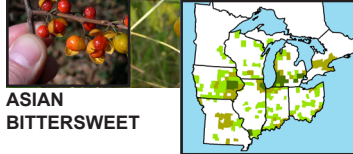


# KEEP A LOOKOUT!

## for NEW INVASIVE PLANTS in the Midwest!

Early detection and eradication can prevent an invasion. *The maps show current reported distribution in the Midwest, including Ontario.\**


Not known     
  Isolated ( → = single county reports)     
  Locally abundant     
  Widespread



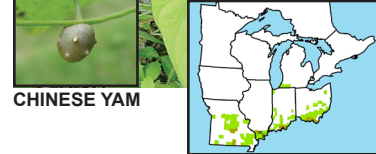
ASIAN BITTERSWEET



BLACK SWALLOW-WORT



CHINESE SILVERGRASS\*\*



CHINESE YAM



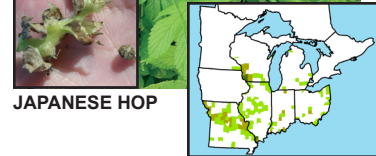
GIANT HOGWEED



JAPANESE CHAFF FLOWER



JAPANESE HEDGEPARSLEY



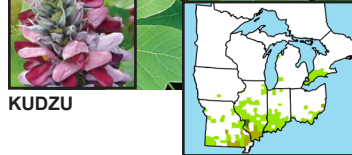
JAPANESE HOP



JAPANESE STILTGRASS



JAPANESE WINEBERRY



KUDZU



LESSER CELANDINE



MILE-A-MINUTE WEED



NARROWLEAF BITTERCRESS



PALE SWALLOW-WORT



PORCELAINBERRY

To report a sighting, please contact: [www.GLEDN.org](http://www.GLEDN.org)

\*\*For Chinese silvergrass, please report escaped populations only, not intentional plantings.

\*Updated May 2012

See reverse side for species descriptions



# New **INVASIVE PLANTS** in the Midwest

## **ASIAN BITTERSWEET** (*Celastrus orbiculatus*)

**Woody, perennial vine.** Leaves alternate, toothed, shape variable; teardrop-shaped to round with a pointed tip. **Flowers** small and greenish-yellow; male and female flowers on separate plants. **Blooms** in early summer, fruits in fall. **Fruit** greenish to yellow, grows in clusters of 3 - 7 along stem at leaf axils. Fruit splits open to reveal a bright red inner-fruit. Threatens woodlands, forests, savannas and floodplains.

## **BLACK SWALLOW-WORT** (*Cynanchum louiseae*)

**Herbaceous, perennial vine** reaches lengths of 3 - 8 feet high. **Leaves** opposite, 2 - 5 inches long, toothless, narrowly to broadly oval with pointed tips, dark green and shiny. **Flowers** tiny, dark purple with 5 pointed, downy, triangular petals that are as long as wide. **Seed pods** milkweed-like, slender and tapered, 1.5 - 3 inches long. **Seed** on silky filaments. Threatens woodlands, forests, grasslands and savannas.

## **CHINESE SILVERGRASS** (*Miscanthus sinensis*)

**Perennial grass,** grows in large clumps 5 - 10 feet high. **Leaves** elongate, up to 3 feet long and 1 inch wide with a silver white midrib, **leaf edges** rough, **leaf tips** are sharp and recurving. **Inflorescence** showy at the end of a stalk, fan-shaped, 6 - 24 inches long, silvery to pale pink. **Seeds** 0.1 inch long, with a twisted bristle tip. Threatens forest margins and disturbed areas.

## **CHINESE YAM** (*Dioscorea oppositifolia*)

**Herbaceous, perennial vine** twines clockwise, climbs to 15 feet. **Leaves** opposite (upper nodes alternate) reddish where leafstem joins leaf, shape is variable, but often shield- or heart-shaped. **Flowers** small and white with a cinnamon odor, arranged in spikes. **Reproductive bulbils** (small potato-like tubers in leaf axils) present June to September. Threatens streamsides, floodplains and ravines.

## **GIANT HOGWEED** (*Heracleum mantegazzianum*)

Large **perennial herb,** flowers once then dies. A single basal leaf grows the first year, then grows a larger rosette each year. In 4th or 5th year plant produces a 7 - 15 foot tall flower stalk. **Leaves** 3-part compound, 1 - 4 feet wide, deeply incised and pointed. **Flowers** white in multiple broad-domed umbels. **Flower stalk** hollow with coarse hairs and reddish purple splotching. Threatens river corridors and woodland edges.

**Caution! Plant sap causes severe phytophotodermatitis.**

## **JAPANESE CHAFF FLOWER** (*Achyranthes japonica*)

**Perennial, herb** grows up to 6 feet tall. **Stems of seedlings** are reddish, larger plants have red nodes. **Leaves** opposite, simple, and smooth-edged with deeply incised leaf veins. **Flowers** in small spikes, lack petals, and have a bottle-brush appearance. **Fruits** lay flat against the spike with a pair of stiff bracts and remain on stalks during winter. Threatens wet forests and riparian areas.

## **JAPANESE HEDGEPARSLEY** (*Torilis japonica*)

**Biennial herb** grows 2 - 4 feet tall when flowering in second year. **First year rosette** leaves are parsley-like and stay green into fall, **second year** alternate, fern-like, 2 - 5 inches long and slightly hairy. **Flowers** tiny and white, clustered in small flat-topped umbels. **Fruit** small and covered with hooked hairs. Threatens woodlands and savannas.

## **JAPANESE HOP** (*Humulus japonicus*)

**Herbaceous annual vine** twines counter-clockwise. **Leaves** opposite, 2 - 5 inches long, toothed, and palmately divided, usually with 5 lobes. **Leaf stem** as long or longer than leaf length. **Leaves and stem** with hooked climbing hairs. **Flowers** mid to late summer (male and female flowers on separate plants). Threatens floodplains, wet forests, stream banks and lakeshores.

## **JAPANESE STILT GRASS** (*Microstegium vimineum*)

**Annual, sprawling grass,** 12 - 24 inches tall, resembling miniature bamboo. **Leaves** wide, alternate, pale green, lance-shaped, 2 - 3 inches long with a pale silvery stripe of reflective hairs along midrib of upper surface. **Flower** spikes 1 - 3 inches long. **Blooms** late summer into early fall. Prolific seed production. Threatens river and stream corridors, floodplains, moist woodlands and forested wetlands.

## **JAPANESE WINEBERRY** (*Rubus phoenicolasius*)

**Deciduous, perennial shrub.** **Stems** upright, arching, up to 9 feet long with glandular red hairs and small spines. **Leaves** divided into 3 sharply toothed leaflets with dense silvery-white hairs on the underside. **Flowers** small with white petals and hairy sepals arranged in clusters. **Fruit** bright red and raspberry-like. Threatens forests, savannas, prairies, wetland edges, and open woodlands.

## **KUDZU** (*Pueraria montana* var. *lobata*)

**Semi-woody, perennial vine** climbs 30 - 90 feet. **Leaves** alternate and compound with 3 unlobed to deeply lobed leaflets, hairy beneath and up to 4 inches wide. **Flowers** purple, pea-like and grow from leaf axils in long hanging clusters; blooming in late summer. **Seed pods** brown, flattened and hairy. Threatens forest edges, woodlands and savannas.

## **LESSER CELANDINE** (*Ranunculus ficaria*)

**Perennial herb,** forms a dense carpet. **Leaves** in rosette, shiny, dark green, kidney- to heart-shaped. **Flower** one inch wide, 8 - 12 petals, bright yellow with slightly darker center on single stalk above leaves. **Roots** with finger-like tubers, cream-colored bulblets in stem axils. **Fruit** hairy seeds held in round heads. Threatens floodplain forests, low open woods, and meadows.

## **MILE-A-MINUTE WEED** (*Polygonum perfoliatum*)

**Annual, herbaceous vine** that climbs to 15 feet tall. **Stem** with hooked barbs; circular, cup-shaped, leafy structures around the stem at nodes. **Leaves** alternate, shaped like an equilateral triangle with barbs on undersides, leaf bases arrow- to heart-shaped. **Flowers** small, white and inconspicuous. **Fruit** a fleshy, blue, pea-sized berry. Threatens woodland edges, wetlands and riparian corridors.

## **NARROWLEAF BITTERCRESS** (*Cardamine impatiens*)

**Annual or biennial forb,** 6 - 31 inches tall. **First year rosette,** leaves pinnately divided with 3 - 11 round-lobed leaflets. **Second year (bolted) leaves** have 6 - 20 lance-shaped leaflets with asymmetrical bases, edges may be smooth to sharply-toothed. Base of second year leaves clasps stem (auricles). **Flowers** white, 0.1 inch long. **Fruit** erect, slender silique, many per plant, 0.6 - 0.8 inches long. **Seeds** orange to brown, 10 - 24 in each fruit. Threatens wet woods and floodplains.

## **PALE SWALLOW-WORT** (*Cynanchum rossicum*)

**Herbaceous, perennial vine** twines 3 - 6 feet high. **Leaves** opposite (similar to black swallow-wort). **Flowers** maroon to pink with 5 pointed, hairless, triangular petals that are twice as long as wide. **Seed pods** milkweed-like (similar to black swallow-wort). **Seed** on silky filaments. Threatens woodlands, forests grasslands and savannas.

## **PORCELAINBERRY** (*Ampelopsis brevipedunculata*)

**Perennial, deciduous, woody vine.** **Stem pith** is white and continuous across nodes. **Bark** does not peel. **Leaves** alternate with a heart-shaped base, 3 - 5 lobed, hairy with rounded teeth on edges. **Flowers** greenish-white, occur opposite the leaves. **Fruit** colorful, lavender to green or bright blue. Native grape, *Vitis riparia*, has brown pith and peeling bark. Threatens forest edges, pond edges and stream banks.

**For control and management of these species, please visit the following Internet links:**

<http://mipncontroldatabase.wisc.edu>, <http://www.nps.gov/plants/alien/>, and <http://www.invasive.org/eastern/>